

HAR PRESSURE SE BEASAR



COMPANY OVERVIEW



10,000+
RETAIL PARTNER



1000+
EMPLOYEES



29%
5-YEAR
REVENUES
CAGR




1,30,000
MTPA CAPACITY
AS ON 31ST
DECEMBER 2022



2500+
SKU'S



1000+
DISTRIBUTION
PARTNER



6
MANUFACTURING
PLANTS



AMONG THE
LEADING PVC PIPE
MANUFACTURES
IN INDIA



TABLE OF CONTENT

Vision Mission	01
Our Journey	02
Our Presence	03
Manufacturing Units	04
Awards & Certification	05
Water Tanks	06
Features	08
Installation Guidelines	10
Do's and Don'ts	12



VISION

We aspire to become a global leader in the field of Plastic Piping Systems through our relentless process of transforming innovative ideas into incredible realities. We aim to be a genuinely global, high-performing organisation that provides excellent goods and services to its customers.

With our ideals, we seek to create an innovative, high-performance company that is dedicated to offering great products to its clients. We strive to achieve total customer satisfaction by continually improving on product quality, ease of use, availability and cost performance. These values have guided our interactions with customers, partners, employees, and shareholders at large.

MISSION

Our mission is to become a market leader by being one of the best quality product suppliers by expanding continuously, using new technologies, improving business methods, satisfying market expectations, and ensuring employee happiness.

We have always believed in returning back to the society, and so we're working to harness the potential of non-renewable energy sources. Furthermore, we are devoted to deliver on every promise to our valued clients, and work with them to fully understand their evolving needs and long-term requirements.



2022-23

- PPR-C Pipes and Fittings Launch.
- Purchased of new land for upcoming plant at Dadri 2

2020-21

- Concluded the strategic acquisition of 'Kisan Mouldings' unit in Bengaluru.
- Successful listing of company's share on NSE.
- Started manufacturing water tank, solvent cement and Bath Fittings Robust.

2019

- Concluded promoter infusion of 142 crore through issuance of equity shares and fully convertible warrants on preferential basis.

2018

- Purchased a land with building in Noida to develop Apollo Pipes corporate office.
- Introduced a brand new products range of faucets, taps, showers and accessories.

2017

- Largest plastic piping solution company.
- Installed capacity of moulding division enhanced to 27,000 MTPA

2016

- First in north India to install 900kg/hr PVC extension line.
- Expanded capacity by 10,000 MTPA
- Took total available capacity to 50,000 MTPA

2013-15

- Started manufacturing uPVC plumbing pipes fittings with 180 MTPA Capacity.
- Commenced CPVC pipes & fittings using kemone, France resin.
- Started manufacturing uPVC agri and SWR fittings.

2005-10

- Started manufacturing HDPE pipes
- Setup new plant at Dadri-UP of capacity 21,000 MTPA

2000

- Commercial PVC pipe manufacturing operations.
- Established 3000 MTPA in Sikanderabad, U.P.

OUR PRESENCE



MANUFACTURING UNITS



Manufacturing Plant - Dadri (U.P.)



Corporate Office - Noida (U.P.)



Manufacturing Plant - Raipur (Chhattisgarh)



Manufacturing Plant - Bawla (Gujarat)



Manufacturing Plant - Sikandrabad (U.P.)



Manufacturing Plant - Tumkur (Karnataka)


AWARDS & CERTIFICATIONS



Iconic Brands Award of India-2022
by The Economic Times



Best Brand Award-2021
by The Economic Times



The Protector That Keeps your
Household Water Safe and Cool

APL Apollo Water Tanks



APL APOLLO - 3 DECADES OF MAKING INDIA PROUD

Quality, innovation and customer satisfaction – are the three pillars on which firmly stands APL Apollo, India's leading piping solutions company. It was founded by Visionary Shri Sudesh Gupta in 1984 and is a part of the Sudesh Group of Industries, one of India's most trusted business groups.

As a category leader, APL Apollo has the widest range of products made of superior quality with innovative designs. Our range includes - CPVC Pipes & Fittings, uPVC Plumbing Pipes & Fittings, SWR Pipes & Fittings, uPVC Pressure Pipes & Fittings, Column Pipes, Casing Pipes, HDPE Pipes, Sprinkler System and Adhesives.

APL Apollo has multiple State-of-the-art Manufacturing plants across India – Sikanderabad & Dadri (Uttar Pradesh), Ahmedabad (Gujarat), Tumkur (Bangalore) and Raipur (Chattisgarh). It has the largest manufacturing unit at a single location under one roof in North India and also has the largest company owned Warehouses-cum-Sales offices across the country.

APL Apollo has recently launched the Tuffplast range of Bath Fittings - Faucets and Showers, Cisterns, Seat Covers and Bathroom Accessories. It is available across India through an extensive network of APL Apollo dealers and distributors and is very well received in the Indian market.

Quality is an un-compromisable value at APL Apollo. The Company's rich experience of 35 years in industry and has forayed into Water Tanks in a bid to enhance the customer experiences. These Water Tanks are manufactured using the Latest Roto Moulding process cone with good quality, functionality, design, and sustainability at an affordable price with assured warranty to the customers. APL Apollo Water Tanks are available in following options

- 2 layer Protection (ISI Marked)
- 3 layer Protection-Life
- 4 layer Foam Protection-Grand
- 5 layer Foam Protection-Star

MANUFACTURED USING ROTO MOULDING PROCESS

Rotational moulding, also known as Roto Moulding, is a plastics moulding Latest technology which is ideal for making hollow articles. Roto Moulding is often used for parts that require high-quality finishes, uniform wall thicknesses, and high stability. Features such as inserts and spin weld attachments can be incorporated directly into the Roto Mold and foaming can be used to create thermal insulation and stiffness. Unlike competitive processes such as blow moulding and thermoforming, Roto Moulding produces no pinch-off seams or weld lines, resulting in a finished product without the use of secondary processes.



5 Layers Protection

IS:12701
ISI
MARKED SURAKSHA*


Layer 5
Anti bacterial &
Anti fungal

Layer 4
Rotofoam, thermus
insulation avoid heat transfer

Layer 3
Extra Strength

Layer 2
Sun Light protection

Layer 1
UV Protection



*ISI marked water tanks available in 2 layer

Unbeatable Features



100% UV Stabilized



Impact Resistant



All Weather Proof



Easy to Assemble



Assured Storage Capacity



Extra Durable



Bacteria & Fungus Free



Multi Ribs Assured Long Lasting Strength



No Cancer Causing Raw Material Used

Vertical Overhead Tanks

Capacity (Ltrs.)	Overall Diameter (mm)	Overall Height (mm)	Overall of Man-Hole(mm)
500 Ltr.	888	960	400
700 Ltr.	999	1038	400
1000 Ltr.	1116	1088	400
1500 Ltr.	1260	1390	400
2000 Ltr.	1368	1552	450
3000 Ltr.	1552	1794	450
5000 Ltr.	1901	1988	450

Available Range



3 Years Warranty*

5 Years Warranty*

Capacity Available

500 Ltr., 700 Ltr., 1000 Ltr., 1500 Ltr., 2000 Ltr., 3000 Ltr. & 5000 Ltr.

Color Varients



Installation Guideline

Tank placement at installation site On receiving the tank at the installation site, Tank can be moved to either of the following:

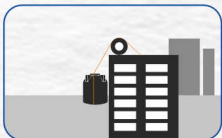
- Top floor of the building
- Inside the building
- Field

APL APOLLO 500 litres water storage tank can be easily shifted by two people through staircase to rooftop. Before shifting the water tank to rooftop please check for feasibility.

Ways of Lifting the Tank:

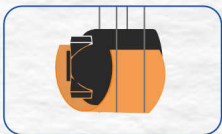


By Hand: Two people can lift smaller capacity tank like 500L tank. While lifting, it has to be ensured that tank is being lifted appropriately not dragged.



By Lifting Rope: For bigger capacity tank, Lifting Rope needs to be used. While lifting, ensure tank is fully supported.

Preventive action while lifting or transporting:



Provide protective sheet or locally available material around the tank to avoid any stress on the tank.



If you want to roll the tank on the ground, ensure to provide protective sheet around the tank so that there is a little chance of abrasion of the sides of the tank.

Rolling of the tank on uneven or rough surface to be avoided



APL Apollo Water tanks are self-supporting, however, tanks should be fully supported over its whole bottom area by a rigid, flat and level platform sufficiently strong to withstand, without deflection, the weight of the tank when filled fully with the water. In case, the tank is placed on a suitable Mild Steel Platform, then it is essential that the latter is free from sharp edges, corners or surface projections and shall be corrosion resistant.

Drilling Method

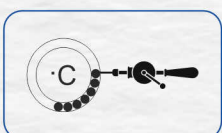


Up to 2" diameter hole: Use suitable size multisaw cutter. Above 2" diameter hole: Use drill



Determine the size required for hole "D" diameter and the position where you want to make. It must be 180° below the top pocket and at the center of the tank side wall after side rib.

With the help of pencil, mark the center of the hole, which you want to make.



Draw the circle of determined diameter "D" on the surface of the tank taking the center "C" as marked above. Use multi-saw cutter and make the hole.

Capacity of tank and sizes of threaded connection.

- Overflow pipe to be provided near the top surface of the tank with mosquito and insect proof cap.
- To fix the Air vent supplied along with tank at top side of the tank.

Connection of fittings to the tank

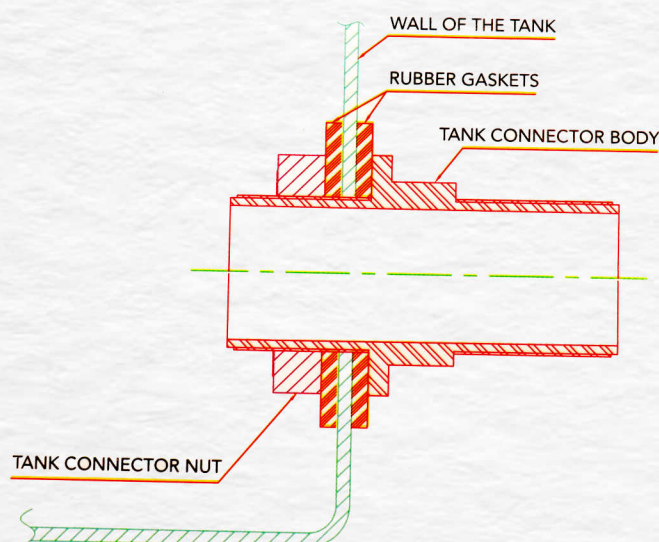
- The connection of the threaded adaptor system is carried out duly ensuring that the wall of the tank is surrounded on either side by suitable rubber gaskets and the 2 check nuts are then tightened on the two sides of the wall of the tank to securely connect the fittings with the gaskets to the tank as shown in the image on page

Capacity of tank and sizes of threaded connection.

Sr. No.	Capacity of water storage tank in Litres	Nominal bore size of threaded connections mm (inch)
1	Up to 750 Above	12.5mm (1/2")
2	750 and up to 2000	25mm (1")
3	Above 2000 and up to 3000	40mm (1 1/2")
4	Above 3000 and up to 5000	50mm (2")

Note:

- The whole pipeline connected to the tank should be well supported.
- Check for any leakages from fittings before using the tank.
- Avoid direct connection of water pump to the tank.
- Install the tank away from areas with vibrations.
- Avoid interconnection of tanks as far as possible. If it is essential, use flexible pipe in between the tanks for interconnection.
- Keep minimum 6 feet gap in between two tanks during installation.
- Install the tanks on rigid, plain and smooth surface.
- 6.0 Temperature of use The normal service temperature in APL Apollo Water tank is from 0°C to 60°C. If you wish to use the tank at temperature higher than 60°C, you have to take full responsibility for the damage that may occur.



Temperature of use

The normal service temperature in APL Apollo Water Tank is from 0°C to 60°C if you wish to use the tank at temperature higher than 60°C, you have to take full responsibility for the damage that may occur.

✓ Do's



Provide complete bottom support to the tank.



Keep the lid closed all the time.



Install the tank on rigid, plain and smooth surface.




Support all the connections to avoid torque on the area of fittings.




Check all the connections before using the tank.



Fill up the tank step by step.



Maintain service temperature between 0°C to 62°C. stop use of the tank, if leakage is noticed.



Always check the Lid for black shield which prevents tank from algae.

✗ Don't



Do not install the tank on rough surface.



Do not install the tank near areas of vibration.



Do not use connections of sizes bigger than recommended in the table on Installation Guide.



Do not use the tank at pressure or vacuum.



Do not make direct connections of pump to the tank provide flexible pipe in-between.



Do not install the tank close to heaters or other direct sources of heat.



Do not use the tank if any leakage or breakage observed.







Do not directly interconnect two tanks.



APOLLO PIPES LIMITED

Corporate office: A-140, Sector 136, Noida - 201301, Uttar Pradesh, India.

Call: 0120 2973411 Toll Free No.: 1800-121-3737

Mail: wecare@apollopipes.com Web.: www.apollopipes.com Follow us on:    

CPVC | uPVC | AGRI | SWR | PPR-C | GARDEN PIPES | BATH FITTINGS | ADHESIVES | WATER TANKS